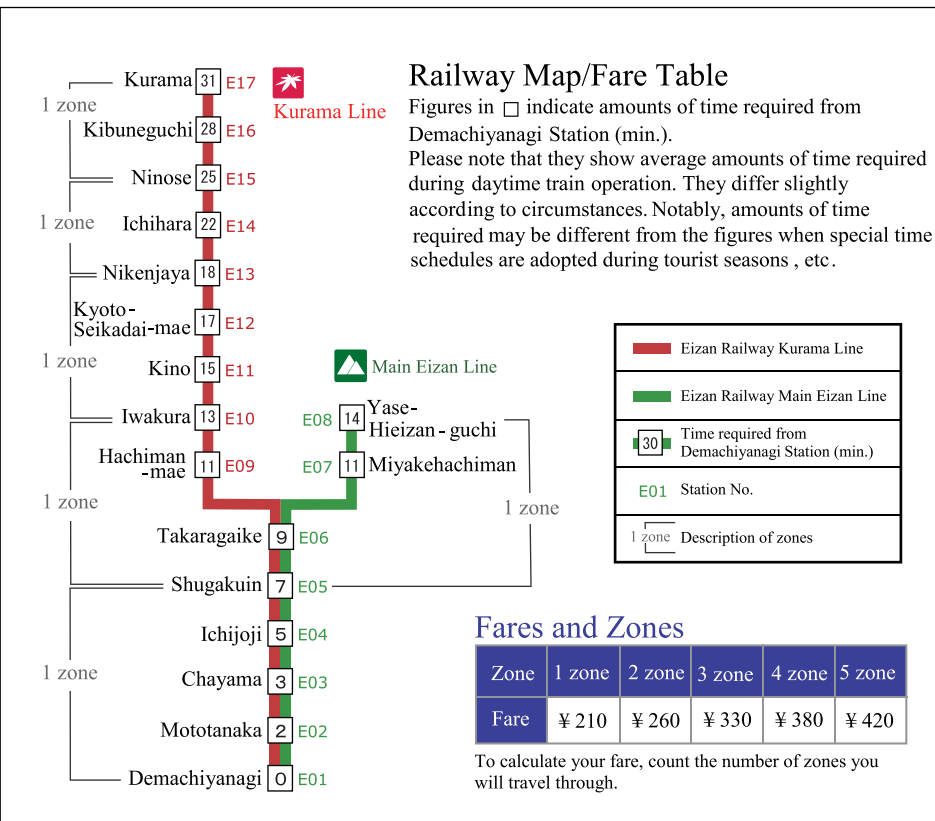


Information about sightseeing Spots along the Eizan Railway

Why don't you make a personalized short trip to northern Kyoto.



Convenient & money - saving tickets

One-day Pass

Eizan Railway's One-day Pass "Ee kippu"

Buy a one-day pass "Ee Kippu" to fully enjoy tourist spots along the Eizan lines!

Where to buy: Eizan Railway Demachiyanagi, Shugakuin, and Kurama Stations

Period of availability: throughout the year

Period of validity: the day of use only

Price: ¥ 1,000 (adults), ¥ 500 (children)



Kurama - Kibune

Kurama/Kibune Sansaku Chiketto

Get the one-day pass "Kurama/Kibune Sansaku Chiketto" to enjoy the Kurama & Kibune areas!

Where to buy: Eizan Railway Demachiyanagi Station

Period of availability: throughout the year (except for Oct. 22)

Period of validity: the day of purchase only

Lines where this pass is effective: One round-trip between Demachiyanagi and Kurama Stations. In addition, holders of this pass can board and alight trains between Kibuneguchi and Kurama Stations as many times as they want.

The pass covers the admission fees to Kurama Temple and Kurama Spa's open-air bath.

Price: ¥ 1,800 (adults)

Major events held near Eizan Railway stations

Hatsutora Festival

Date: the first day of the Tiger in January, according to the old calendar

Venue: Kurama Temple

This festival is based on the legend that Bishamonten (a god of Buddhism) first descended to earth at the time of the Tiger on the day of the Tiger in the month of the Tiger. It is said that those who worship Bishamonten on the day of the Tiger will experience immense happiness.

Access: about 3 minutes on foot from Kurama Station to the Niomon Gate of the temple



Bamboo-cutting Ceremony

Date: June 20

Venue: Kurama Temple

This is one of the oldest religious events in Kyoto. This event is held to tell whether crops will be good or not by having participants compete in the speed of cutting green bamboo logs, which are used to symbolize big snakes.

Access: about 3 minutes on foot from Kurama Station to the Niomon Gate of the temple




Kibune Autumn Leaves Lantern Festa

Date: mid-November

Venue: around the Kibune area

Colorful leaves are lit up nightly in different ways along the Eizan Railway line, around Kifune Shrine, and on Kibune Way.

Access: the area along the tracks between Ichihara and Ninose Stations / Kibuneguchi Station / the Kibune area



Kibune Water Festival

Date: July 7 (the following Monday when the day falls on Saturday or Sunday)

Venue: Kifune Shrine

Derived from an ancient rain-making ritual, this festival is held to express gratitude for water. During the festival, various performances, including court dances and music, as well as tea and kitchen knife ceremonies, are dedicated to the god of this shrine.



Maple Tunnel

Between Ichihara and Ninose Stations of Eizan Railway

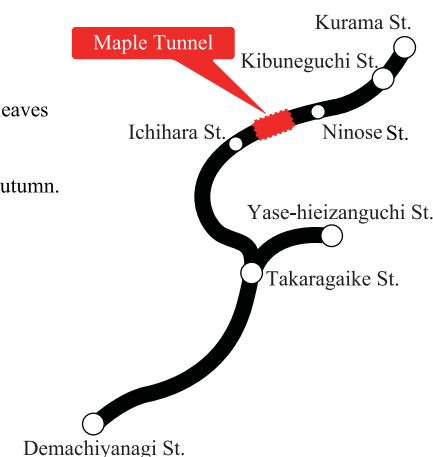
Best seasons: early May to late June for fresh green leaves; mid- to late November for autumn leaves

A 20-minute Eizan Railway train ride from Demachiyanagi Station takes you to the so-called "Maple Tunnel." It is an area with many maple trees between Ichihara and Ninose Stations.

From the train windows, you can see fresh green leaves in early summer and colorful leaves in autumn.



Maple Tunnel can only be viewed from the train windows.



Contact: Sales Division, Eizan Railway at 075(702)8111 (9:00 - 17:00 every day except Saturdays, Sundays, national holidays, year-end and New Year's holidays)

<For information about train schedules and fares, contact the Transport Division at 075(781)5121.>

Official Website (for information about train schedules, fares, and sights along the Eizan Railway)

Eizan Railway search <https://eizandensha.co.jp>

Please note that the information in this flier is subject to change without notice.

This flier was published in April 2016.



Kurama Temple Map 1

Kurama Temple is the head temple of the Kurama -kogyo Sect. Starting from the mountain gate, a path with its endless hairpin curbs leads to the main hall, the Golden Pavilion, as written about in Makurano -soshi (the Pillow Book written by Seicho -nagon in the late 10th to early 11th centuries). Standing in front of the main hall, visitors can command a great view of Mt. Hiei and enjoy cherry blossoms in bloom in spring and colorful leaves in autumn. This temple is also known for its relationship with Akiko Yosano (1878 - 1942; a female poet) and various legends, including those of long - nosed goblins and Ushiwakamaru (also known as Minamoto -no -Yoshitsune: a medieval warrior).

Opening hours: 9:00 - 16:30
 Admission: ¥ 300 (high school students or older), free (students under junior high school age)
 Access: about 3 minutes on foot from Kurama Station to the mountain gate of the temple
 *It takes about 30 minutes on foot from the gate to the main hall.



Kifune Shrine Map 2

Located alongside the clear Kibune River, Kifune Shrine is worshiped as the god of water. The shrine is also known as the place where ema (a kind of votive tablet) originated. In summer, Water and Star Festivals are held on the grounds of the shrine, and in autumn, leaves around the shrine are beautifully colored and illuminated fantastically at night.

Opening hours: 6:00 - 20:00 (gates are closed at 18:00 in winter)
 Business hours of counter selling charms/sacred lots : 9:00 - 16:30
 Access: Get off at Kibuneguchi Station, take a Kyoto Bus to Kibune Stop and from there it is a 5 - minute walk to the shrine.
 Remark: It takes about 30 minutes on foot from Kibuneguchi Station to Kibune Stop.



Myoman-ji Temple Map 3

In 1389, Myoman -ji was founded by Great Priest Nichiju as the head temple of the Kenpon - Hokke Sect of Buddhism. It is said that "Snow Garden" in the temple was made by Teitoku Matsunaga, the mentor of the famous haiku poet Basho Matsuo. The garden was one of the three famous gardens with "snow," "the moon," or "flowers" as a theme, respectively. The bell of Dojo -ji Temple, which is famous for its relationship with the legend of Anchin and Kiyohime, is kept at Myoman -ji Temple.

Opening hours: 9:00 - 16:00
 Admission to the main building, "Snow Garden," and the gallery: ¥ 500 (adults), ¥ 350 (elementary and junior high school students), free (preschool -age children) (free admission to the precincts of the temple)
 Access: about 5 minutes on foot from Kino Station



Jissoin Temple Map 4

This independent temple used to belong to the Jimon School of the Tendai Sect. The temple has two beautiful gardens and pictures drawn on fusuma doors by painters of the famous Kano school. In addition, it also houses many treasures related to Japan's Imperial family. The temple's seasonal attractions include the combination of the stone garden and cherry blossoms in full bloom in spring, as well as

the reflections of fresh greenery and colored leaves on the wooden floors in early summer and autumn, respectively.

Opening hours: 9:00 - 17:00
 Admission: ¥ 500 (adults), ¥ 250 (elementary and junior high school students)
 Access: about 20 minutes on foot from Iwakura Station (Or alternatively, get on a Kyoto Bus at Miyakehachiman Station and get off at Iwakura Jissoin Stop.)



Renge-ji Temple Map 5

At Renge -ji Temple, located along Ohara Way, visitors can see the so - called "Renge-ji -style" stone lanterns with hexagonal pointed shades. The temple has a Chisen Kansho -style garden featuring a beautiful pond with a crane -shaped rock and a turtle -shaped rock. The garden is said to have been designed by Jozan Ishikawa (a cultural figure in the late 16th to early 17th centuries). Visitors can

enjoy viewing attractive fresh green maple leaves in early summer and brilliant colorful maple leaves in autumn.
 Opening hours: 9:00 - 17:00
 Admission: ¥ 400 (high school students or older), free (junior high school students or younger)
 Access: about 7 minutes on foot from Miyakehachiman Station
 Remark: The temple is closed on the morning of August 24.

Please note that the information shown above (including opening hours and admission fees) is subject to change.



Maple Tunnel
 The Maple Tunnel can only be viewed from train windows.

Eizan Railway Transit Map

Legend

- Eizan Railway
- Private Railway
- Municipal Subway
- JR Conventional Line
- Shinkansen
- Kyoto Bus Route
- Shrine/temple
- World Heritage
- Other Facilities
- Public Highway
- Toll Road
- River

Tofukui St. is a convenient station for changing trains from Kyoto St.



Manshuin-Monzeki Temple Map 6

Also known as Takeuchi Monzeki, this temple is one of the most famous temples in northern Kyoto, and one of the five monzeki temples (temples having strong connections with members of the Imperial family) belonging to the Tendai Sect. Manshuin's Tiger room, Daishoin (main hall), Shoshoin (small hall), and Kuri (living room) are listed as National Important Cultural Properties of Japan. The temple has also pictures drawn on its fusuma doors by Eitoku Kano (1543 - 1590) and Tanyu Kano (1602 - 1674). Uniquely designed with great care to details, Manshuin's buildings and gardens embody a delicate sense of beauty.

Opening hours: 9:00 - 16:30 (gates are closed at 17:00)
 Admission: ¥ 600 (adults), ¥ 500 (high school students), ¥ 400 (elementary and junior high school students)
 Access: about 20 minutes on foot from Shugakuin Station



Enko-ji Temple Map 7

Enko -ji Temple originated in a school established in Fushimi, Kyoto, by Ieyasu Tokugawa, the first shogun of the Tokugawa Shogunate, to promote learning. Ieyasu invited Kanshitsu as its principal. Later, Enko -ji was moved to the current location of Shokoku -ji Temple and then to the current location. Called Jugyu -no -Niwa (ten bulls garden), Enko -ji Temple's garden is known as a prominent autumn leaves viewing spot. The garden

also has a pond called "Seiryu Pond" and a suikinkutsu (a tool to enjoy metallic sound created by water drops); both are said to be the oldest of their kind in northern Kyoto.

Opening hours: 9:00 - 16:30
 Admission: ¥ 500 (adults), ¥ 400 (junior high and high school students), ¥ 300 (elementary school students)
 Access: about 15 minutes on foot from Ichijoji Station
 Remark: closed December 28 through 31.



Shisen-do Map 8

Jozan -ji Temple originated in a villa established in 1641 by Jozan Ishikawa (a former retainer of Ieyasu Tokugawa, the first shogun of the Tokugawa Shogunate). Jozan led a life of seclusion here for 31 years. The name "Shisendo" derives from a room in the temple called "Shisen" (great poets), where portraits of 36 great Chinese poets drawn by Tanyu Kano (1602 - 1674) are displayed. The temple's Karayo -style garden is one of the most famous gardens in northern Kyoto. With its unique beauty even in rain, Shisendo attracts many tourists.

Opening hours: 9:00 - 16:45 (gates are closed at 17:00)
 Admission: ¥ 500 (adults), ¥ 400 (high school students), ¥ 200 (elementary and junior high school students)
 Access: About 15 minutes on foot from Ichijoji Station
 Remark: closed on May 23 every year, the anniversary of Jozan's death



Konpuku-ji Temple Map 9

In 864, at the cherished desire of Great Priest Jikaku (also known as Ennin), Buddhist priest An'e founded Konpuku -ji, a temple belonging to the Nanzen -ji School of the Rinzaï Sect. It is said that Basho Matsuo (a haiku poet in the 17th century) stayed at the temple, and within the temple is a cottage called "Basho -an" (Basho's cottage) rebuilt by Buson Yosa (a haiku poet in the 18th century) and his students to pay their respects to Basho. Konpuku -ji is also known for its relationship with Taka Murayama (a woman in the 19th century), the heroine in the novel "Hana-no-Shogai" (The Life of a Great Woman) written by Seiichi Funahashi.

Opening hours: 9:00 - 16:30 (gates are closed at 17:00)
 Admission: ¥ 400 (adults), ¥ 200 (high and junior high school students), free (children of elementary school or younger)
 Access: about 15 minutes on foot from Ichijoji Station
 Remark: closed on December 30 and 31, January 16 through 31, and August 5 through 20



Dr. Komai's Residence Map 10

(Taku and Shizue Komai Commemorative Museum)
 This Western -style residence was designed by William Merrell Vories, an architect, and built as the private house of Dr. Taku Komai (1886 - 1972), a genetic specialist. One of the works representing Vories' early mature period, this is among Japan's greatest Western -style buildings constructed in the early Showa Period (1926 - 1988). The residence has been designated as a tangible cultural asset of Kyoto City, in recognition of its historical and cultural value.

Open to the public : every Friday and Saturday
 (Closed from the 3rd week of July through the 1st week of September, and from the 3rd week of December through the end of February, as a rule)
 Opening hours: 10:00 - 16:00 (with last admission at 15:00)
 Admission: ¥ 500 (adults), ¥ 200 (high and junior high school students), free (children of elementary school or younger accompanied by parents)
 Access: about 7 minutes on foot from Chayama Station

Please note that the information shown above (including opening hours and admission fees) is subject to change.